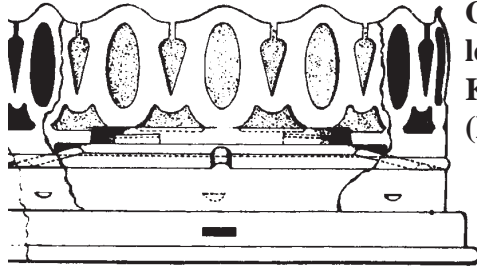


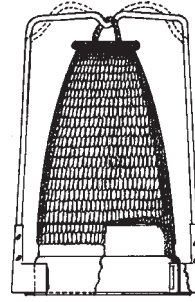
Model No. 10 was sold from
May 1921 to August 1922.

ALADDIN®

MODEL NO. 10 EXPLODED VIEW PARTS LIST



No. 10 Oil Lamp
Gallery holds Heel-
less Chimney and
Kone Kap Mantle
(No longer available)

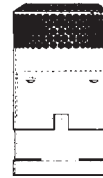
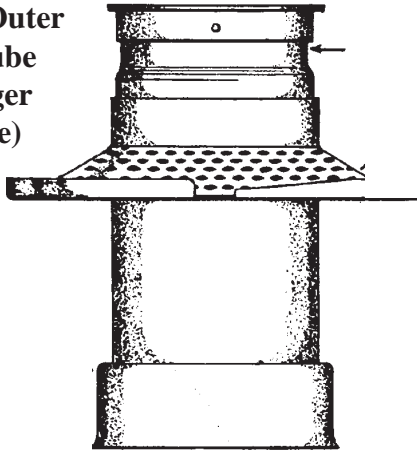


N146 Kone Kap Mantle
fits Models 3 thru 11.



R111 Wick Trimmer
cleans all Aladdin
one inch wicks.

No. 10 Outer
Wick Tube
(No longer
available)

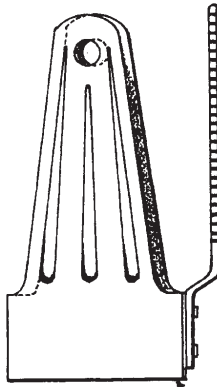
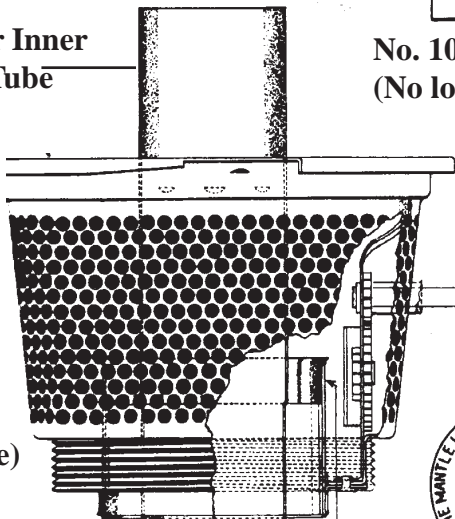


No. 10 Flame
Spreader
(No longer
available)

N198 Aladdin
One Inch Cotton
Wick fits Models
7 thru 11.



Burner Inner
Wick Tube



No. 10 Wick Raiser
(No longer Available)

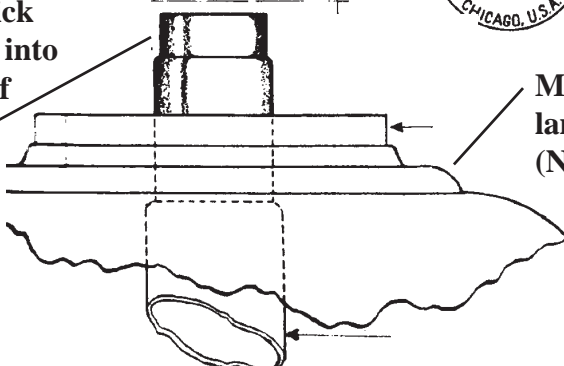
Wick Raiser
Knob

Face of No. 10
Burner Knob.
Note: when ordering
parts for your Aladdin
lamp, always provide
Model number.




No. 10
Burner
Base
(No
longer
available)

Inner Wick
Tube fits into
bottom of
burner



Model No. 10
lamp fount
(No longer available)



Chimney is 12
1/2 inches tall
with 2 5/8 inch
bottom fitter

R910 Heel-less
Aladdin Chimney
fits Models 3 thru 11.

Lighting The World, Since 1908

Aladdin Mantle Lamp Company
681 International Blvd.
Clarksville, TN 37040, USA
Tel: 800-457-5267 FAX: 931-647-4517
www.aladdinlamps.com
E-mail: sales@aladdinlamps.com