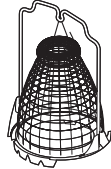


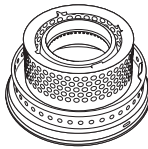
Aladdin® Super Aladdin

Model No. 14-English Lox-On Kerosene Mantle Lamp Burner--Exploded View Parts List

R150 Lox-On Mantle
fits Models 12, A, B,
C, 14-English, 21,
21c, 23 and 23A
Aladdin Kerosene
Lamp Burners



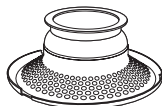
N192 Model B
Oil Lamp Gallery
fits Models 12, A,
B and 14-English



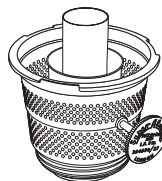
N106 Flame Spreader
fits Models 12, A, B,
C, 14-English, 21, 21c,
23, 23A and 23E60



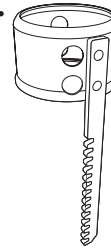
Model #14
(English)
Outer Wick Tube
(No longer available)



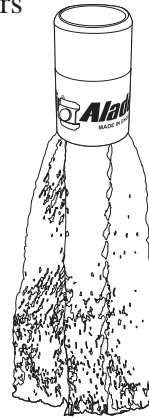

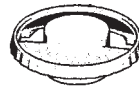
Model 14 (English)
Burner Base
(No longer available)



Model #14-English
Wick Raiser. Also fits
Model A American
Lamp Burner.
(No longer
available)

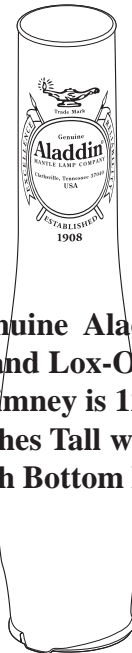


R111 Wick Trimmer
fits all one inch
Aladdin Burners



R151 Model B One Inch
Cotton Wick fits Models A,
B, C, 14-English and 21c
Lamp Burners.

R103 Aladdin Lox-On
Glass Chimney fits
Models 12, A, B, C, 14-
English, 21, 21c, 23, and
23A Lamp Burners
with Lox-On Gallery.



Genuine Aladdin
Brand Lox-On
Chimney is 12 1/2
Inches Tall with 2 5/8
Inch Bottom Fitter.

Aladdin Mantle Lamp Company

681 International Blvd.

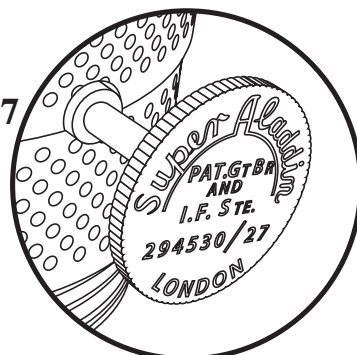
Clarksville, TN 37040, USA

Tel: 800-457-5267 FAX: 931-647-4517

www.aladdinlamps.com

E-mail: sales@aladdinlamps.com

Lighting The World, Since 1908



Enlarged view of Model 14-English
Super Aladdin Wick Raiser Knob.

Note: When ordering parts for your
Aladdin kerosene mantle lamp, always
provide your burner model number.